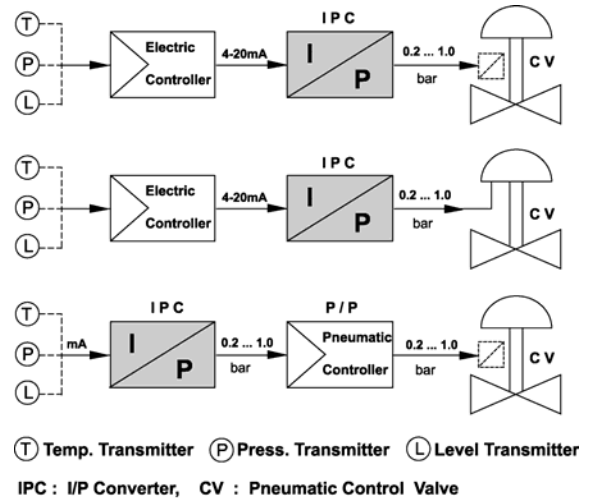


IPC is an advanced two-wire I/P converter with piezoelectric air switching technology which produces a pressure output signal directly proportional to 4...20mA input signal and guarantees excellent accuracy, high reliability, and stable long life for the valve

Features

- Precise control performance and high dynamic response
- Simple and easy to set
- Pressure regulator built in to eliminate variations in supply air pressure
- Low air consumption due to piezo electric microvalve

Applications



Specifications

Input signal	4~20mA / DC 24V, 2-wire
Output pressure	0...1.0bar (0...15psi) 0.2...1.0bar (3...15psi) 0.4...2.0bar (6...30psi) 0.2...3.0bar (3...45psi)
Output characteristics	Linear to input signal
Action	Direct
Total error	Max. error $\pm 0.3\%$ of span (linearity + hysteresis + repeatability)
Air supply	Oil free, dry air, filter to 5 micron 1.5 to 3.5bar
Air consumption	20 LPM
Pneumatic connection	1/8" PT female
Operating temperature	-20 to 70°C
Protection class	IP55
Impedance	425 ohms at 20mA
Mounting	Rail (according to DIN EN 50022)
Electrical connection	PG 9
Body and cover material	Aluminum diecast
Weight	820 g



IPC converter

Ordering Information

Output pressure	Air supply	Order code
0...1.0bar (0...15psi)	1.5bar (23psi)	IPC-01
0.2...1.0bar (3...15psi)	1.5bar (23psi)	IPC-21
0.4...2.0bar (6...30psi)	2.5bar (38psi)	IPC-42
0.2...3.0bar (3...45psi)	3.5bar (53psi)	IPC-23
Other pressure		On request

Installation

IPC converter is suitable for back-of-board installation (protection class of IP55) and designed for snap-on mounting top hat rails, 35mm wide according to DIN EN 50 022.

Pneumatic Connections

Connect PT 1/8 air fittings to SUP (Supply) and OUT (Output).

Electric Connections

Connect 4...20mA wire to + and - of the input signal on the control board.

Zero and Span Adjustment

1. Supply 4mA input signal and adjust Zero until the initial output pressure reaches the required pressure.
2. Supply 20mA input signal and adjust Span until the final output pressure reaches the required pressure.

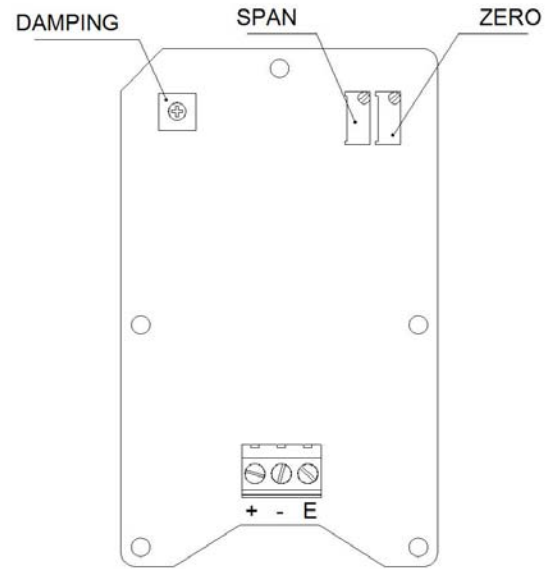
⚠ Note that IPC converter can work with the minimum pressure of 0bar at 4mA input signal by adjusting Zero screw.

Damping Adjustment

When 4, 12, or 20mA input signal is supplied, if there happens Hunting, turn Damping screw counter clockwise little by little.

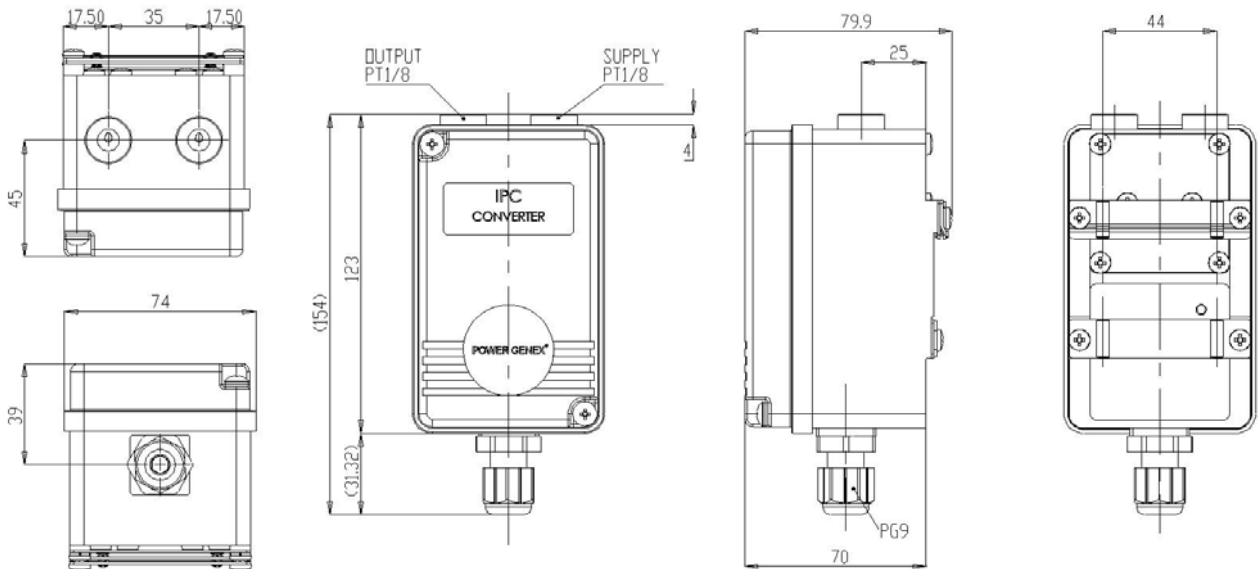
⚠ Note that it is essential to install the air filter regulator with the IPC converter and to provide air supply advised in the order information.

⚠ Please don't set the pilot valve without permission because it has been precisely set at the factory.



IPC board

Dimensions



Power-Genex Ltd.
44B9L, 434-9,
Nonhyun-dong, Namdoing-gu,
Incheon 405-848 Korea

Tel: +82-32-812-6644
Fax: +82-32-812-6645

sales@powergenex.com
www.powergenex.com